




Cakes, Pies and Novelties Nutritional Information

	Approximate servings	Serving weight (g)	Size	Total calories (cal)	Calories from fat (fat cal)	Total fat (g)	Saturated fat (g)	Trans fat (g)	Cholesterol (mg)	Sodium (mg)	Total carbohydrate (g)	Dietary fiber (g)	Sugars (g)	Protein (g)
Signature Cakes														
A Cheesecake Named Desire™	2	219	Petite	610	240	27	15	2	65	510	88	1	58	7
A Cheesecake Named Desire	8	150	Sm Round	420	170	19	11	2	50	320	59	1	40	5
A Cheesecake Named Desire	14	146	Lrg Round	410	170	19	11	2	50	310	57	0	39	5
A Cheesecake Named Desire	25	141	Sm Rectangle	390	160	18	10	1	50	310	55	1	38	5
A Cheesecake Named Desire	40	125	Lrg Rectangle	340	140	15	9	1	45	260	48	0	33	4
Butterfinger® Bonanza	2	202	Petite	660	270	30	18	0	60	510	93	2	66	8
Butterfinger Bonanza	8	155	Sm Round	510	210	24	14	0	45	350	73	1	51	7
Butterfinger Bonanza	14	147	Lrg Round	480	200	22	13	0	45	330	66	1	47	6
Butterfinger Bonanza	25	148	Sm Rectangle	480	200	22	13	0	50	350	68	1	48	6
Butterfinger Bonanza	40	130	Lrg Rectangle	410	170	19	11	0	45	290	58	1	41	5
Cake Batter Confetti™	2	190	Petite	600	240	27	16	0	65	480	84	1	58	8
Cake Batter Confetti	8	141	Sm Round	450	190	21	14	0	50	290	61	1	44	5
Cake Batter Confetti	14	137	Lrg Round	420	180	20	13	0	50	290	57	1	41	5
Cake Batter Confetti	25	135	Sm Rectangle	420	170	19	12	0	50	300	57	1	41	5
Cake Batter Confetti	40	117	Lrg Rectangle	350	150	17	11	0	45	250	48	1	34	5
Caramel Nut Nirvana™	2	186	Petite	610	280	31	14	0	70	460	75	3	58	9
Caramel Nut Nirvana	8	152	Sm Round	530	260	29	12	0	55	310	62	3	50	7
Caramel Nut Nirvana	14	138	Lrg Round	460	230	25	11	0	55	270	54	2	43	6
Caramel Nut Nirvana	25	142	Sm Rectangle	460	220	25	11	0	55	300	55	2	44	7
Caramel Nut Nirvana	40	123	Lrg Rectangle	400	190	21	10	0	50	240	47	2	38	6
Chocolate Chipper™	2	188	Petite	630	310	34	16	0	70	430	74	4	58	9
Chocolate Chipper	8	139	Sm Round	470	240	27	12	0	55	260	53	3	43	6
Chocolate Chipper	14	129	Lrg Round	420	210	24	12	0	50	230	47	2	38	6
Chocolate Chipper	25	131	Sm Rectangle	420	210	23	11	0	55	260	49	2	38	6
Chocolate Chipper	40	114	Lrg Rectangle	350	180	20	10	0	50	210	41	2	33	5
Coffeehouse Crunch™	2	188	Petite	630	300	33	16	1	70	480	76	3	59	8
Coffeehouse Crunch	8	156	Sm Round	560	290	32	16	1	55	330	65	3	53	6
Coffeehouse Crunch	14	140	Lrg Round	470	240	27	13	0	55	290	55	2	45	6
Coffeehouse Crunch	25	145	Sm Rectangle	490	250	27	14	0	55	320	58	2	46	6
Coffeehouse Crunch	40	124	Lrg Rectangle	410	210	23	12	0	50	260	48	2	39	5
Cookie Dough Delirium™	2	194	Petite	610	270	30	17	0	70	490	80	2	58	8
Cookie Dough Delirium	8	142	Sm Round	440	200	22	13	0	50	330	57	1	41	5
Cookie Dough Delirium	14	139	Lrg Round	420	190	21	13	0	50	310	54	1	40	5
Cookie Dough Delirium	25	133	Sm Rectangle	390	180	20	12	0	55	300	51	1	38	5
Cookie Dough Delirium	40	119	Lrg Rectangle	350	160	18	11	0	50	260	45	1	33	5
Cookies & Creamery™	2	184	Petite	570	250	28	16	0	70	490	74	2	54	8
Cookies & Creamery	8	136	Sm Round	420	190	22	13	0	50	310	52	1	39	6
Cookies & Creamery	14	130	Lrg Round	390	190	21	13	0	50	270	48	1	37	5
Cookies & Creamery	25	130	Sm Rectangle	390	180	20	12	0	55	290	48	1	37	5
Cookies & Creamery	40	113	Lrg Rectangle	330	160	17	10	0	50	240	41	1	31	5
Midnight Delight®	2	185	Petite	590	270	30	15	0	65	430	71	4	56	9
Midnight Delight	8	146	Sm Round	480	240	26	13	0	50	270	56	3	46	6
Midnight Delight	14	135	Lrg Round	430	210	23	12	0	50	240	50	3	41	6
Midnight Delight	25	137	Sm Rectangle	430	210	23	11	0	50	270	51	2	41	6
Midnight Delight	40	121	Lrg Rectangle	370	180	20	10	0	45	220	44	2	36	5
Mmmmmint Chip™	2	182	Petite	570	260	29	17	0	70	440	71	3	54	8
Mmmmmint Chip	8	135	Sm Round	420	200	22	14	0	50	270	50	2	39	6
Mmmmmint Chip	14	130	Lrg Round	400	190	21	13	0	50	240	47	2	37	5
Mmmmmint Chip	25	130	Sm Rectangle	390	180	20	12	0	50	270	48	2	37	5
Mmmmmint Chip	40	113	Lrg Rectangle	330	160	18	11	0	45	220	40	1	31	5

Cakes, Pies and Novelties Nutritional Information

	Approximate servings	Serving weight (g)	Size	Total calories (cal)	Calories from fat (fat cal)	Total fat (g)	Saturated fat (g)	Trans fat (g)	Cholesterol (mg)	Sodium (mg)	Total carbohydrate (g)	Dietary fiber (g)	Sugars (g)	Protein (g)
Signature Cakes														
Peanut Butter Playground™	2	194	Petite	650	320	36	16	1	65	510	75	4	57	11
Peanut Butter Playground	8	152	Sm Round	530	280	31	13	0	50	330	58	3	45	9
Peanut Butter Playground	14	137	Lrg Round	460	240	27	12	0	50	280	49	2	39	8
Peanut Butter Playground	25	142	Sm Rectangle	470	240	27	12	0	50	310	52	3	41	8
Peanut Butter Playground	40	123	Lrg Rectangle	400	210	23	10	0	45	260	43	2	34	7
Raspberry Truffle Temptation™	2	202	Petite	630	280	31	15	0	70	430	81	3	59	9
Raspberry Truffle Temptation	8	150	Sm Round	490	230	26	12	0	50	250	59	3	45	6
Raspberry Truffle Temptation	14	142	Lrg Round	440	210	23	11	0	50	250	54	2	41	6
Raspberry Truffle Temptation	25	138	Sm Rectangle	420	190	22	11	0	50	260	52	2	39	6
Raspberry Truffle Temptation	40	122	Lrg Rectangle	360	170	19	9	0	45	210	45	1	34	5
Rich & Dreamy™	8	141	Sm Round	440	210	23	13	0	55	280	54	2	43	6
Rich & Dreamy	14	135	Lrg Round	410	200	22	13	0	50	250	50	2	40	6
Rich & Dreamy	25	132	Sm Rectangle	390	180	20	12	0	55	280	49	2	39	6
Salted Caramel with a Twist	2	184	Petite	550	230	25	14	0	70	560	78	2	53	8
Salted Caramel with a Twist	8	127	Sm Round	360	160	18	11	0	50	300	49	1	36	5
Salted Caramel with a Twist	14	128	Lrg Round	370	160	18	11	0	50	290	48	1	36	5
Salted Caramel with a Twist	25	126	Sm Rectangle	360	160	17	10	0	55	300	48	1	35	5
Salted Caramel with a Twist	40	112	Lrg Rectangle	310	140	16	10	0	50	250	41	1	31	4
Strawberry Passion™	2	200	Petite	550	220	25	13	2	65	520	76	1	51	8
Strawberry Passion	8	145	Sm Round	390	170	18	10	2	50	310	52	1	37	5
Strawberry Passion	14	146	Lrg Round	400	170	19	11	2	50	310	53	1	37	5
Strawberry Passion	25	140	Sm Rectangle	370	160	18	10	1	50	300	50	1	35	5
Strawberry Passion	40	124	Lrg Rectangle	320	140	15	9	1	45	240	43	1	32	5
Tall, Dark & Delicious™	8	135	Sm Round	410	190	21	11	0	50	300	51	1	39	6
Tall, Dark & Delicious	14	133	Lrg Round	400	190	21	12	0	50	280	49	1	38	5
Tall, Dark & Delicious	25	131	Sm Rectangle	390	180	20	11	0	55	290	48	1	36	6
Birthday Cake	8	148	Sm Round	410	210	23	16	0	65	190	48	0	39	5
Birthday Cake	14	129	Lrg Round	360	180	20	14	0	55	170	42	0	35	5
Birthday Cake	25	141	Sm Rectangle	390	200	22	15	0	65	190	46	0	38	5
Birthday Cake	40	121	Lrg Rectangle	350	170	19	12	0	50	220	42	1	33	5
8 Layer Cake Batter Layers™	8	270	8 Layer	860	370	41	27	0	80	650	117	2	86	10
8 Layer Neapolitan	8	292	8 Layer	800	370	41	28	2	85	570	101	2	77	10
8 Layer Quilted Coffee Caramel™	8	272	8 Layer	870	410	46	30	0	95	610	106	2	85	10
Pies														
Caramel Apple Pie	10	114	9"	310	130	15	9	2	30	160	43	0	30	3
Caramel Turtle Treat Pie™	10	99	9"	340	180	20	10	2	30	190	37	1	26	4
Cookie Dough Pie™	10	125	9"	450	200	22	12	2	30	310	60	1	39	4
Mintastic Chip Pie	10	92	9"	300	150	17	11	0	30	135	35	1	27	3
Pumpkin Pie	10	90	9"	280	140	15	10	2	20	150	34	1	25	3
S'more Some More Pie	10	88	9"	270	130	14	9	2	25	140	34	1	24	3
There's Chocolate on my Peanut Butter Pie™	10	115	9"	440	250	28	12	0	30	240	45	2	34	8

Cakes, Pies and Novelties Nutritional Information

	Approximate servings	Serving weight (g)	Size	Total calories (cal)	Calories from fat (fat cal)	Total fat (g)	Saturated fat (g)	Trans fat (g)	Cholesterol (mg)	Sodium (mg)	Total carbohydrate (g)	Dietary fiber (g)	Sugars (g)	Protein (g)
Cupcakes														
Double Chocolate Devotion™	1	105	1 cupcake	320	160	18	12	0	35	150	39	1	33	4
Cake Batter™ Delux	1	101	1 cupcake	320	150	17	11	0	35	160	41	1	32	4
Sweet Cream	1	102	1 cupcake	320	160	18	12	0	35	135	38	1	33	4
Cookie Sandwiches														
Cake Batter™ Sprinkle	1	154	1 sandwich	540	220	24	14	0	65	450	77	5	50	5
Cookie Crumb Yum	1	145	1 sandwich	480	210	23	13	0	70	430	65	5	43	5
Kiss n' Tell Chocolate	1	156	1 sandwich	530	230	26	16	0	65	400	70	5	50	6
Perfect Duet	1	146	1 sandwich	490	220	24	14	0	70	410	65	4	45	6

Percent Daily Values are based on a 2,000 calorie diet. 2,000 calories a day is used for general nutrition advice, but calorie needs vary.

The Nutritional Information Cold Stone Creamery® has provided is based on standard product formulations. Product variations may occur based on regional differences, ingredient substitutions, seasonal conditions, differences in product production at the store and suppliers. Some items listed may not be available in all stores. This list may not include test products, limited time offers, custom orders, self-service orders and regional menu variations.

All trademarks are the property of their respective owners.